





SET YOUR OWN COURSE.

Urban Explorers can make their own maps. Jeep® Compass, with segment exclusive powertrains, safety and technological features, now makes every road a possibility. Whether it's faced with the complications of the concrete jungle or the tests of the trail, the versatility of the most capable compact SUV carves its own path.



EAST IS WHERE THE
DAY BEGINS.

THERE IS A NEW LINE
ON THE HORIZON.

The unmistakable Jeep® Compass expression glares through the black gloss and chrome inlaid seven-slot grille set in the middle of the imposing wide stance, which allows for great off-road durability and a tighter, stiffer feel for better handling and response on the road.

The LED rear tail lights give an aggressive signature, all-round day light opening and the gloss black roof convey a touch of contemporary sophistication, while Compass stays true to the classic Jeep® look with trapezoidal wheel arches. Together, with its exceptional on road driving dynamics and 4x4 capabilities this combination sets the Jeep® Compass above the rest. Whether navigating the city streets or taking the road less travelled, the rugged Jeep® Compass frame together with McPherson suspensions and a state of the art damping system allows for a smooth, enjoyable ride.





INSIDE-OUT SATISFACTION.

The Jeep® Compass makes sure that no matter where you go you'll get there with style, comfort and on your own terms. It stays true to Jeep®'s signature character, offering sculpted materials, state-of-the-art technology and connectivity.

The trapezoidal centre stack bezel, gloss back trim and soft touch details naturally refine the Jeep® design of the interior that has purposefully placed everything at your fingertips.

Its leather-wrapped steering wheel with controls is linked to both the Uconnect™ display and the available 7" colour driver information display, making driving and staying connected smooth and natural. **The dual pane sunroof** brings the Jeep® open-air attitude combining the beauty from the outside to the comfort of amply padded ergonomically designed seats.

Jeep® knows that life can be a handful, and with available Power Liftgate Jeep® Compass offers that extra hand making storage and organization easier.







Uconnect™

HANDS ON TO BE HANDS FREE.

The interactive fourth-generation Uconnect™ available with up to 8.4" HD capacitive touchscreen, means you never have to take your eyes off the path ahead, executing every touch, pinch, voice command with precision. Maximise your smartphone with new available features on Uconnect™.

Apple CarPlay enables iPhone users to access Apple Maps, messages, phone and Apple Music through Siri voice control or Uconnect™ touchscreen.

Android Auto™ enables easy and safe access to handsfree voice control, Google Maps and Google Play Music via Uconnect™ touchscreen or steering-wheel controls.*

Stay connected with Uconnect™ LIVE App giving access to TuneIn radios, Deezer music, Facebook Check In, Twitter, Reuters, Tom Tom Live with real time information on your journey, my.Car and eco.Drive™ to monitor vehicle status your driving style and assist in reducing fuel consumption.

Uconnect™ LIVE lets you take your adventure to the next level with Jeep® Skills App: giving you information on Jeep® trails and performance with specific off-road gauges, measuring pitch, roll, pressure and altitude.

* Requires the Android Auto app on Google Play and an Android compatible smartphone running Android™ 5.0 Lollipop or higher. Google, Google Play, Android Auto and other related marks are trademarks of Google LLC.

Navigation
System



Works with
Apple CarPlay



androidauto



LISTEN TO
YOUR WORLD.

Let your music move you. The **506 Watts Beats
premium audio system with 9 speakers and
subwoofer** lets your own soundtrack guide you
down whatever road chosen.





NORTH IS ALWAYS
ON THE MOVE.

POWER TO GO.

No one knows what is needed better than the driver, and options are always a good thing: Jeep® Compass offers a selection of engine and drivetrain combinations, featuring the leading-class nine-speed automatic transmission, all equipped with Stop&Start technology, to match every drivers' path ahead.

The nine-speed automatic transmission gives both power and efficiency when its needed most. Launch ratios are perfectly in line with the size, weight and structure of the Jeep® Compass giving the perfect get-up-and-go to start any adventure and shorter ratios in the middle offer seamless transitions into efficiency on the motorway.

Jeep® Compass offers 1.4-liter MultiAir2 Turbo petrol engine, delivering 140 HP with manual transmission and a 4x2 configuration or 170 HP paired with the nine-speed automatic transmission and 4x4 traction setup. Jeep® Compass has two diesel engines with the right configuration for your adventure: the efficient 1.6-liter MultiJet II, 120 HP paired with manual transmission and 4x2 setup, while the 2.0-Liter MultiJet II delivers from 140 HP to 170 HP and 350 Nm of torque with both manual and nine-speed automatic transmission and 4x4 configuration.

9-Speed Automatic
Transmission

1.6 liter MultiJet II
120 HP

2.0 liter MultiJet II
140/170 HP

1.4 liter MultiAir 2
140/170 HP



NO MATTER THE PATH,
ALWAYS IN CONTROL.

Not every path in life is the easiest but Jeep® Compass helps to make it the safest. With 70 available active and passive features - including Forward Collision Warning Plus and Lane Departure Warning Plus standard on all trims - lets the Jeep® Compass keep danger at a distance, in any direction: North, East, South and West.

Park View Rear Camera

The rear camera is displayed on the Uconnect's touchscreen; it creates and adjusts a guide path to follow when reversing.




Parallel & Perpendicular Park Assist

Ultrasonic sensing elements give the Jeep® Compass all the information it needs to literally park itself. Activate the system, sit back and follow the instructions. The systems can also take over when exiting from a parallel space, making that first step on the road so much easier.



Rear Cross Path Detection

Backing up is now a walk in the park. Sounds and icons notify the driver if a vehicle is approaching while the vehicle is in reverse.





Blind Spot Monitoring

A radar system offers an extra set of eyes on the rear blind zones to see when changing lanes or being passed. An icon appears in the side mirror to notify the driver.



Lane Departure Warning Plus

A camera reads the lines on the road and holds risk at bay, notifying the driver when the car is moving outside of either line, if the turn indicator is not being used. If the drivers does not react in time, the systems steers autonomously the vehicle and get back in the lane.

Adaptive Cruise Control

Detects slower traffic ahead while cruise control is activated and adjusts to a safe distance by decelerating and controlled braking while retouring to the set speed when the street ahead is clear.



Forward Collision Warning Plus

Jeep® Compass has your back and your front too. Utilizing camera and radars that detect and notify the driver, both audibly and visually, in case of potential collision. If the drivers does not react in time, the systems breaks autonomously the vehicle to avoid or mitigate the impact.

Automatic High Beam Headlamp Control

The Automatic High Beam Headlamp Control system provides increased forward lighting at night by automating high beam control through the use of a digital camera mounted on the inside rearview mirror. This camera detects vehicle specific light and automatically switches from high beams to low beams until the approaching vehicle is out of view.

JEEP® ACTIVE DRIVE

LET INSTINCT DECIDE.

The right tools and technique make any road conquerable, that's why Jeep® equipped the Compass with the 4X4 Jeep® Active Drive system with Rear Axle Disconnect. Jeep® Active Drive is an authentic 4X4 system with power transfer unit and rear drive module that helps make the Jeep® Compass the most capable compact SUV on the market.

Equipped with Selec-Terrain™ and up to five calibrated settings, Auto, Snow, Mud, Sand and Rock (specific for Trailhawk trim). Each mode has its own algorithm to optimize up to 12 on board systems and the driver can select the right setting for each terrain, maximising all the Compass' capabilities with a simple twist.

While in Auto mode, the Active Drive system collects and computes data about road conditions, traction, speed and applies them to chassis control and Rear-Axle disconnect system, which switches seamlessly between front-wheel drive and four wheel drive without any driver intervention. The fully variable wet clutch provides the right amount of torque for every condition and automatically disconnects the rear axle when front-wheel drive is sufficient, delivering not only the perfect power, but also greater fuel efficiency.

SELEC-TERRAIN™

REAR AXLE DISCONNECT





PERFECT NATURAL SELECTION.

The road ahead can always be full of surprises, but with the Jeep® Compass rest assured that whatever the conditions are it's ready to take you further. Change the Selec-Terrain™ settings on-the-fly to match the conditions or allow the Auto mode to do most of the work for you.

Auto

Everyday driving is now ready for everything. Auto mode offers comprehensive coverage for any driving condition, flawlessly connecting and disconnecting with rear-wheel drive to enable maximum control and handling along with maximum efficiency in the blink of an eye.

Snow

Life doesn't stop when it's cold, neither does the Jeep® Compass. Switch to Snow mode for full-time four-wheel drive and maximum traction while minimizing oversteering putting more control and stability where its need most.

Mud

Take some of the dirt out of getting your hands dirty. Switching to Mud mode the four-wheel drive system calibrates itself for maximum low-speed traction and additional wheel slip giving extra confidence in sticky situations.

Sand

Loose surfaces have met their match. Activate Sand mode for maximum traction and wheel-slip with specially calibrated differentials and transmission ratios on looser, sand covered surfaces.





SOUTH MEANS EVERY
POSSIBLE DESTINATION.



REDEFINE YOUR RIDE.

The Jeep® Compass Trailhawk redefines limitless. The Trail Rated® badge shows it's gone through a series of gruelling tests on five categories (Traction, Manoeuvrability, Articulation, Water fording and Ground Clearance) that prove its off-road capability on some of the toughest trails on the planet: Rubicon and Moab Jeep's proving grounds. Its best in class 4x4 capabilities, 17" off-road tires, specific front bumper for improved departure angles, increased ride height, skid plates, Jeep® signature red rear tow hook, and available Rock Rails by Mopar®, make sure there is no obstacle in the city or wilderness that it can't overcome.



EVERY ANGLE GIVES AN AWESOME PERSPECTIVE.

Jeep® Compass Trailhawk is equipped with 170 HP 2.0 Liter MultiJet II engine, nine-speed automatic transmission and 4X4 Jeep® Active Drive Low system adding a selectable low range. With the additional Rock mode on the Selec-Terrain™ and Jeep® Active Drive Low, Compass knows how to work between a rock and hard place, putting to work a staggering 20:1 crawl ratio, combined with Hill Descent control. This advanced off-road system available on Trailhawk only facilitates a descent on rough terrain by automatically controlling each wheel's speed, safely bringing you down from your mountaintop. So no matter how rocky the road, wide the river or slippery the slope, the Trail Rated Jeep® Compass Trailhawk was built to show you the way.



WEST TURNS THE
EVENING INTO NIGHT.



IN EVERY CHOICE
A DIFFERENT ATTITUDE.



COMPASS SPORT

EXTERIOR

- Automatic Headlamps with Dusk Sensor
- Tail lamps with LED accent light
- Quad Halogen Reflectors and DRL
- Black mirrors electrically adjusted and heated
- 16" Alloy Wheels
- Cap less Fuel Fill

INTERIOR

- Cloth Seats
- 60/40 Split Fold-Flat Rear Seat
- Manual Air Conditioning
- Leather Steering Wheel with controls
- 3.5" Instrument Cluster TFT Display
- 5" Uconnect™ Infotainment System with 6 Speakers

TECHNOLOGY

- Electric Park Brake
- Full Speed Forward Collision Warning Plus
- Lane Departure Warning Plus
- Cruise Control
- Active Speed Limiter
- ESC (Electronic Stability Control)
- TPMS (Tire Pressure Monitoring System)
- Rain Sensing Wipers



COMPASS LONGITUDE

All Sport features, plus:

EXTERIOR

- Body Color Mirrors and Handles
- Front Fog Lamps with Curb Illumination
- Roof Rails
- Chrome DLO (Day Light Opening)
- 17" Alloy Wheels

INTERIOR

- Front Passenger Fold Forward Seat
- Ambient LED Lighting
- Sun Visor with illuminated Vanity Mirrors
- Dual zone air conditioning with Humidity sensor

TECHNOLOGY

- Rear Park Assist
- 7" Uconnect™ Infotainment System with DAB Radio
- Google Android Auto / Apple Carplay



COMPASS NIGHT EAGLE

All Longitude features, plus:

EXTERIOR

- Grille (Gloss Black Rings/MIC Texture)
- 18" Gloss Black Paint Wheel
- Quad Halogen with Black Accent
- Gloss Black Fog Lamp Bezel
- Gloss Black Jeep® Badge
- Gloss Black 4x4 Badge
- Night Eagle Badge

INTERIOR

- Techno Leather / Cloth Seats with Black Stitching
- 4-Way Power Lumbar Adjust (Driver only)
- Piano Black Interior Bezzels



COMPASS LIMITED

All Longitude features, plus:

EXTERIOR

- 18" Aluminum Wheels
- Bright Chrome Exterior Accents
- Bright Exhaust Tip
- Deep Tint Sunscreen Glass
- Exterior Mirrors Courtesy Lamps

INTERIOR

- Techno Leather / Cloth Seats
- 40/20/40 Split Fold-Flat Rear Seat
- 4-Way Power Lumbar Adjust (Driver only)

TECHNOLOGY

- 8,4" Uconnect™ NAV Infotainment System with DAB Radio
- 7" Instrument Color TFT Display Cluster
- Inside Electrochromic rearview mirror
- Power Folding Heated Mirrors
- Keyless Go with Passive Entry
- 230V Auxiliary Power Outlet
- Security Alarm
- Bi-Xenon with Front LED signature Headlamps
- Auto High Beam



COMPASS S

All Limited features, plus:

EXTERIOR

- Low Gloss Granite Crystal Aesthetics: Front Grill, Lower Fascia Applique, Fog Lamp Outer Bezel, Badges, DLO
- 19" Alloy Wheels Low gloss Granite Crystal
- Black Roof
- Roof Rack - MIC Black Rail with Neutral Grey Insert
- Gloss Black Mirror Flag, Body Color Mirror Cover

INTERIOR

- Full Leather Seats with Tungsten Stitching
- Electric 8-vay Power steering front seats
- Adonized Gunmetal Bezzels
- Black Headliners and Ceiling Lining

TECHNOLOGY

- Adaptive Cruise Control
- Power Liftgate
- BeatsAudio Premium Sound System



COMPASS TRAILHAWK

All Longitude features, plus:

EXTERIOR

- Deep Tint Sunscreen Glass
- Rear RED Tow Hook
- Satin Grey grille, DLO, badges and mirrors
- Black Hood Decal
- 17" Aluminum Off Road Wheels - Mud and Snow tire 225/60 R17
- Exterior Mirrors Courtesy Lamps

INTERIOR

- Premium cloth / leather Seats
- 40/20/40 Split Fold-Flat Rear Seat
- Reversible Cargo Load Mat
- 4-Way Power Lumbar Adjust
- All wheather floor mats

TECHNOLOGY

- 8,4" Uconnect™ NAV Infotainment System with DAB Radio
- 7" Instrument Color TFT Display Cluster
- Inside Electrochromic rearview mirror
- 9-speed automatic transmission
- Power Folding Heated Mirrors
- Keyless Go with Passive Entry
- 230V Auxiliary Power Outlet
- Security Alarm
- Bi-Xenon with Front LED signature Headlamps
- Auto High Beam

OFF-ROAD FEATURES

- Selec-Terrain™ with Rock Mode
- Front and Rear skid plates
- Off-road specific front and rear bumpers
- Jeep® Active Drive Low
- Hill Descent Control

EQUIPPED IN FULL CIRCLES.

18" CAST ALUMINUM & GLOSS GRANITE CRYSTAL

Original Accessories by Mopar

19" GLOSS GRANITE CRYSTAL

Standard on S

16" TECH SILVER

Standard on Sport

17" POLISHED & GLOSS BLACK

Standard on Trailhawk

17" TECH SILVER

Standard on Longitude

18" GLOSS BLACK

Standard on Night Eagle

19" POLISHED & GLOSS BLACK

Optional on Limited /
Original Accessories by Mopar













18" POLISHED & TECH GREY

Standard on Limited



DESIGNED
TO BE COLOURFUL.



	White Clear Coat*		Pearl White Tri - coat**		Billet Silver Metallic Clear Coat		Sting-Gray Clear Coat		Granite Crystal Metallic Clear Coat				Laser Blue Pearl Coat		Jazz Blue Pearl Coat		Olive Green Metallic Clear Coat		Spitfire Orange Clear Coat		Redline Pearl Coat		Diamond Black Pearl Coat		Black Clear Coat	
																										
SPORT		■				■				■				■		■		■		■		■		■		■
LONGITUDE		■				■				■				■		■		■		■		■		■		■
NIGHT EAGLE		■	■			■	■			■	■			■	■					■	■		■			
LIMITED		■	■	■	■	■	■	■	■	■	■			■	■	■	■	■	■	■	■	■	■	■	■	■
S		■		■		■								■						■			■			
TRAILHAWK		■	■			■	■	■	■	■	■			■	■	■	■	■	■	■	■	■	■	■	■	■

*Not available on Sand Storm interiors

**Available only with black seats

COMFORT
WITH NO BOUNDARIES.



SPORT

LONGITUDE

NIGHT EAGLE

LIMITED

LIMITED

S

TRAILHAWK

CLOTH



CLOTH



CLOTH

TECHNO
LEATHER/CLOTH



TECHNO
LEATHER/CLOTH

LEATHER

TECHNO LEATHER /
CLOTH



LEATHER /
CLOTH

LEATHER
VENTILATED

LEATHER



LEATHER /
CLOTH

LEATHER
VENTILATED

LEATHER



LEATHER VENTILATED

LEATHER



LEATHER / CLOTH

LEATHER VENTILATED

BLACK

SAND STORM
Available only on
Longitude

BLACK

BLACK

BLACK

BLACK / SKI GREY

BLACK

BLACK / RUBY ACCENTS



IF YOU WANT TO BE ORIGINAL YOU MUST BE AUTHENTIC.

CHOOSE ACCESSORIES AND SERVICES BY MOPAR.

Jeep® Compass can be accessorised just as you see fit. The long list of Mopar® accessories allows you to make sure that no matter where you go and what you do, all of the details are covered. Aesthetically, Mopar® and Jeep® give you chance to make your car as unique as you and with various cargo options like the Telescopic bar, inhibiting your luggage and storage to move around or Roof Rails, so you can bring your ski's, bicycle or extra-large cargo while you explore the city or great outdoors, there's no way to feel unprepared.

Mopar® Vehicle Protection offers a series of premium no strings attached extended warranty and maintenance plans that will keep your Jeep® Compass going in the right direction, always. With Jeep's stamp of approval, genuine parts, highly qualified and specialized technicians there's no better way to keep your car on the road, and mind at ease. Choose the service contract that fits you best!

For further information, visit <http://jeep.mopar.eu/jeep/>



At your service



I AM JEEP. CUSTOMER CARE

i am **Jeep** **00 800 0 I AM JEEP**
00 800 0 426 5337

You can contact Jeep, by calling the dedicated Toll Free Number 00 800 0 426 5337* reachable from most European countries. We are at your disposal to provide Road Assistance services, active 365 days a year, 24 hours a day. By contacting Jeep, Customer Care you can also request info on our models, services, dealer network and, lastly, book a test drive on a vehicle of your choice. Jeep, is at your disposal to satisfy every necessity or request linked to the use of your vehicle or our assistances services.

*Remember to check the call costs with your phone provider when calling from abroad or mobile phones.

TECHNICAL DATA

POWERTRAIN	1.6 MultiJet II 120HP MTX FWD	2.0 MultiJet II 140HP MTX 4x4	2.0 MultiJet II 140HP ATX 4x4
Fuel Type	DIESEL	DIESEL	DIESEL
AvailabLe on	Sport, Longitude, Night Eagle, Limited, S	Longitude, Night Eagle, Limited, S	Longitude, Night Eagle, Limited, S
Displacement (cm³)	1598	1956	1956
Euro Emission Class	Euro 6d-TEMP	Euro 6d-TEMP	Euro 6d-TEMP
Power (CV) / rpm	120 / 3750	140 / 3750	140 / 4000
Power (kw) / rpm	88 / 3750	103 / 3750	103 / 4000
Torque (Nm) / rpm	320 / 1750	350 / 1750	350 / 1750
TRANSMISSION			
Gearbox	Manual, 6 speed	Manual, 6 speed	Automatic, 9 speed
Traction system	Front Wheel Drive	4x4 Jeep, Active Drive with disconnect system	4x4 Jeep, Active Drive with disconnect system
PERFORMANCE			
0-100 Km/h (sec)	11	10,1	9,9
Top Speed (km/h)	185	190	190
EMISSIONS / FUEL CONSUMPTION (B)			
Emission CO ₂ (g/km) Combined	134	159	166
Fuel consumption (L/100km) Urban	6,3	7,9	7,3
Fuel consumption (L/100km) Extra urban	4,1	5	5,7
Fuel consumption (L/100km) Combined	4,8	6,1	6,3
MEASUREMENTS AND CAPACITIES			
Length (mm)	4394	4394	4394
Width (mm)	1819	1819	1819
Height (mm) at roof rails	1629	1644	1644
Wheelbase (mm)	2636	2636	2636
Approach Angle (degrees)	15,8	16,8	16,8
Departure Angle (degrees)	30,8	31,7	31,7
Break Over Angle (degrees)	21,8	22,9	22,9
Ground clearance (mm)	198	208	208
Water fording (mm)	406,4	406,4	406,4
Weight (kg)	1505	1615	1615
Towing capacity (kg)	1000	1900	1500

The specification (B) indicates the value of CO₂ and fuel consumption determined on the basis of the measurement / correlation method referring to the NEDC cycle as per Regulation (EU) 2017/1152-1153. The CO₂ and fuel consumption values obtained according to applicable regulation are indicated in order to allow the comparison of vehicle data. The values of CO₂ and fuel consumption may not reflect the actual values of CO₂ and fuel consumption, which depend on many factors related, by way of example but not limitation, to the driving style, the route, the weather and road conditions, as well as the condition, use and equipment of the vehicle.

2.0 MultiJet II 170HP ATX 4x4	2.0 MultiJet II 170HP ATX 4x4 Low	1.4 MultiAir 2 140HP MTX FWD	1.4 MultiAir 2 170HP ATX 4x4
DIESEL	DIESEL	PETROL	PETROL
Limited, S	Trailhawk	Sport, Longitude, Night Eagle, Limited, S	Longitude, Limited, S
1956	1956	1368	1368
Euro 6d-TEMP	Euro 6d-TEMP	Euro 6d-TEMP	Euro 6d-TEMP
170 / 3750	170 / 4000	140 / 5000	170 / 5500
125 / 3750	125 / 4000	103 / 5000	125 / 5500
380 / 1750	380 / 1750	230 / 1750	250 / 2500
Automatic, 9 speed	Automatic, 9 speed	Manual, 6 speed	Automatic, 9 speed
4x4 Jeep, Active Drive with disconnect system	4x4 Jeep, Active Drive Low with disconnect system	Front Wheel Drive	4x4 Jeep, Active Drive with disconnect system
9,5	9,5	9,9	9,5
196	186	192	200
166	175	155	190
7,3	7,8	8,7	9,7
5,7	5,9	5,7	7,5
6,3	6,6	6,8	8,3
4394	4398	4394	4394
1819	1819	1819	1819
1644	1644	1629	1644
2636	2636	2636	2636
16,8	30,0	15,8	16,8
31,7	33,6	30,8	31,7
22,9	24,4	21,8	22,9
208	216	198	208
406,4	482,6	406,4	406,4
1615	1706	1505	1615
1500	1500	1000	1000

The indicated value of CO₂ and fuel consumption refers to the versions of the vehicle with the highest and the lowest values. Those values may change with subsequent configuration depending on equipment selected and/or size of tires selected. The indicated values of CO₂ and fuel consumption are not definitive and may evolve as a result of changes in the production cycle, more up-to-date values will be available at the selected official dealer of the FCA network. In any case, the official values of CO₂ and fuel consumption of the vehicle purchased by the customer will be provided with the vehicle's accompanying documents. In cases where the values of CO₂ and fuel consumption are relevant for the purposes of calculating taxes and duties related to the vehicle, reference should be made to the applicable laws in each Country.

